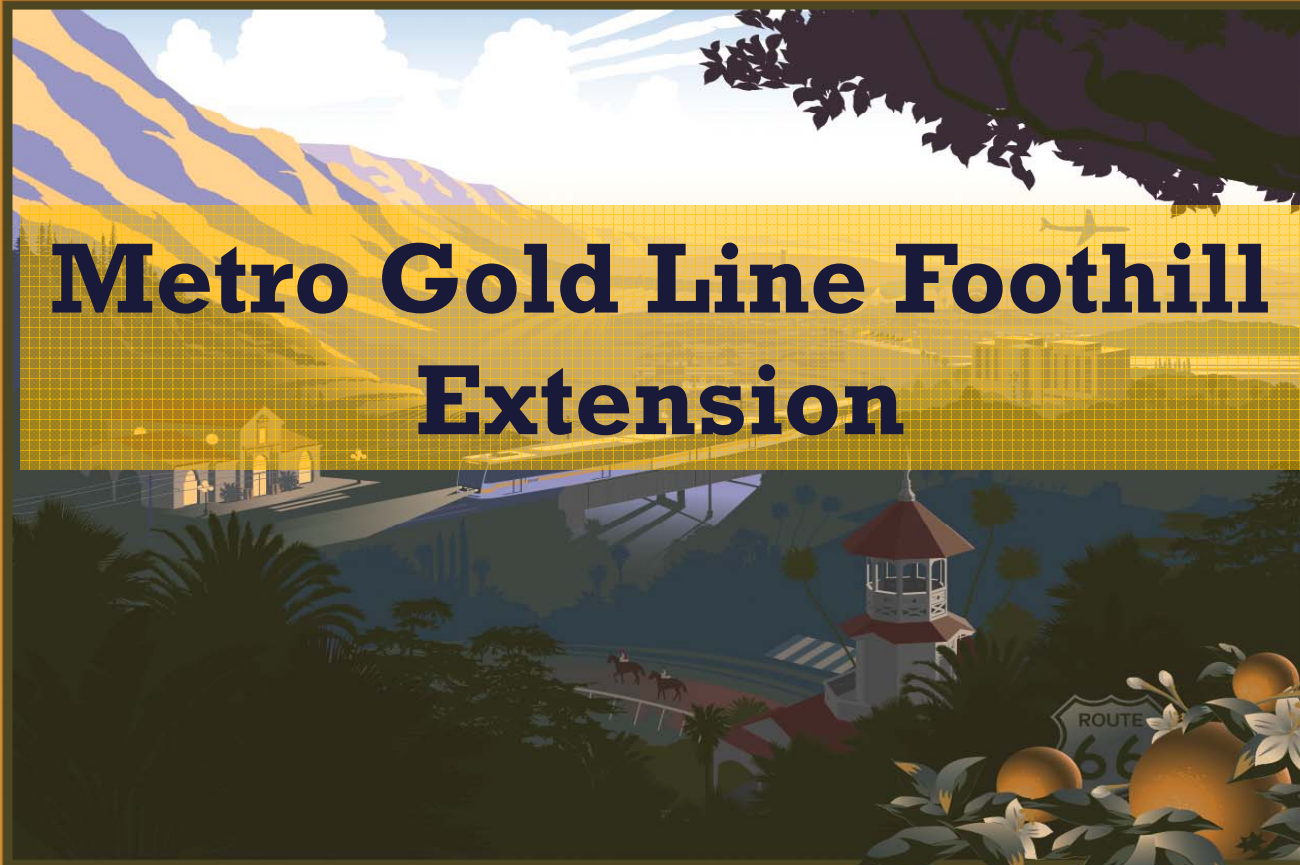


GOLD LINE

IMAGINE THE CONNECTIONS



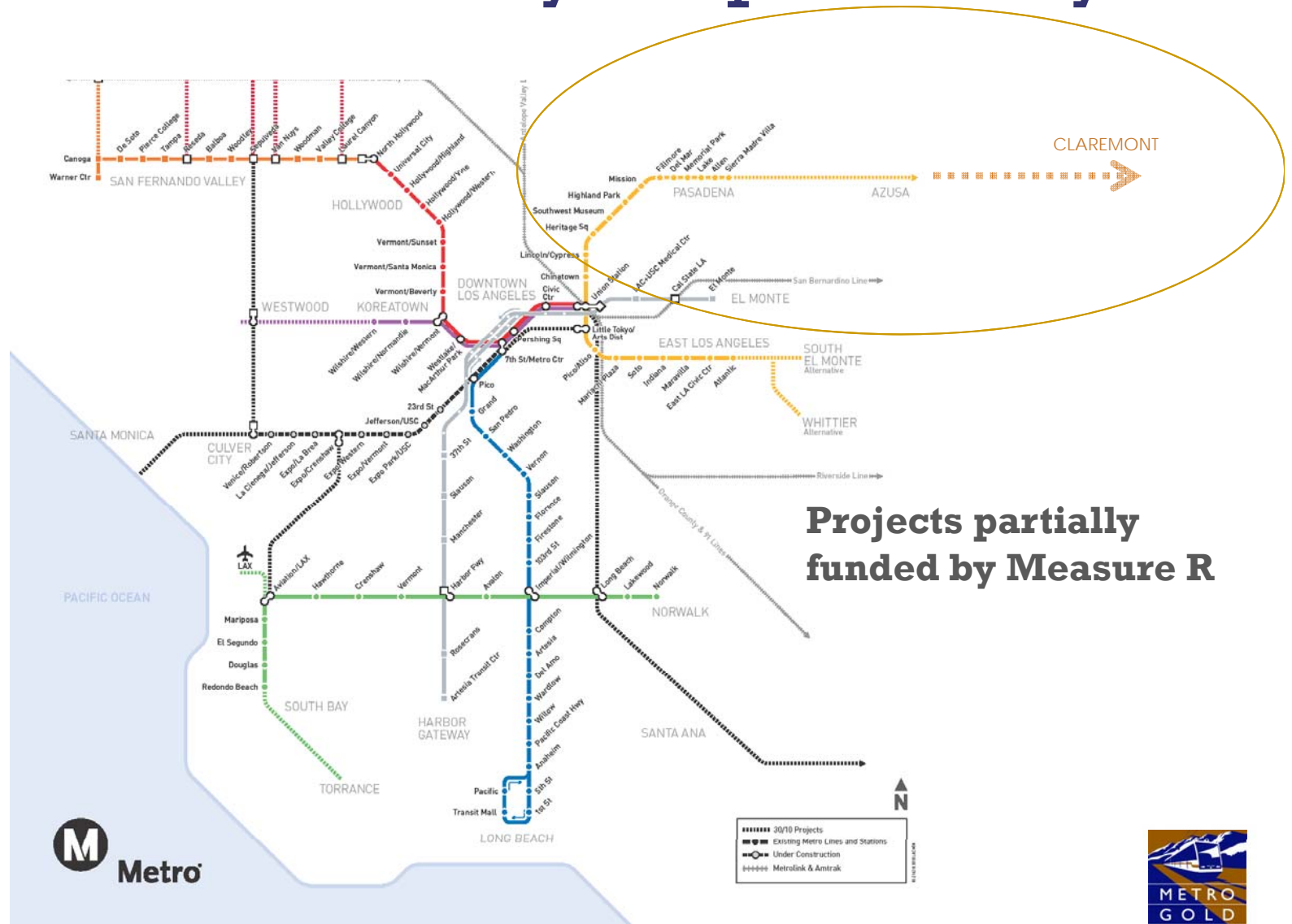
Metro Gold Line Foothill Extension

FOOTHILL EXTENSION

METRO GOLD LINE FOOTHILL EXTENSION CONSTRUCTION AUTHORITY

November 5, 2011

Construction Authority Responsibility

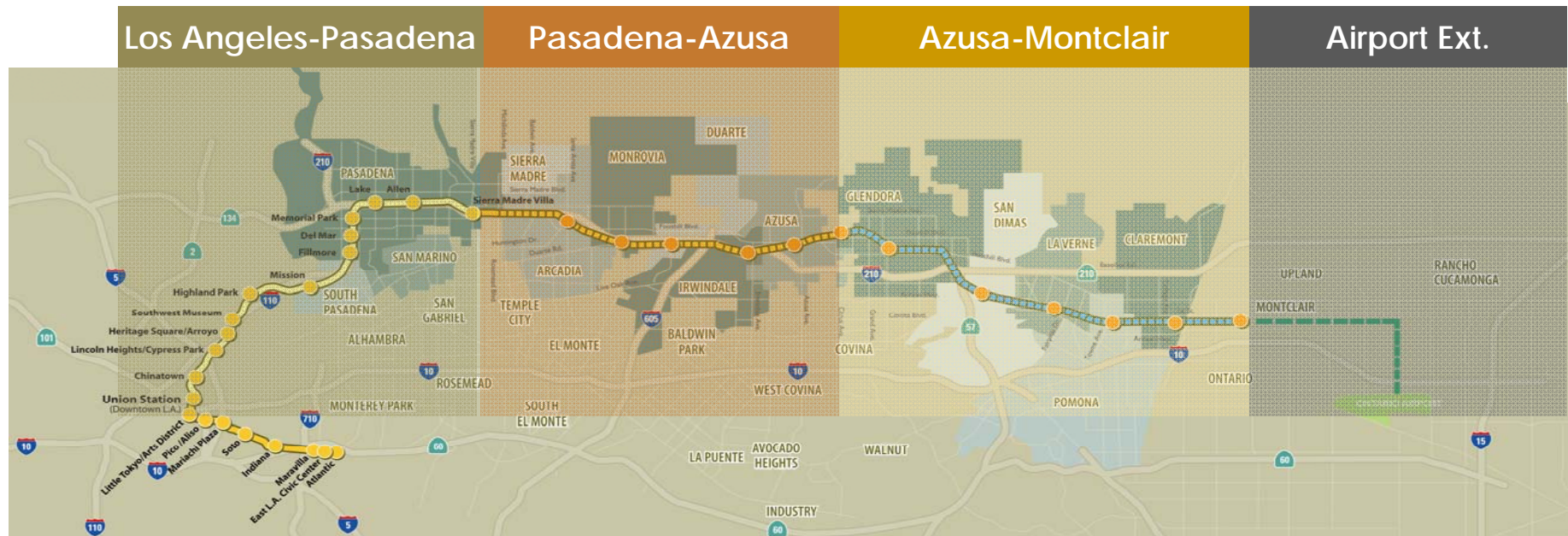


Strategic Partnership w/Metro

- **General Relationship**
 - **Construction Authority plans, designs and builds the line (per Metro's design/safety guidelines and specifications)**
 - **Metro operates and maintains the line following construction**
- **Both agencies play a role in public safety planning and education**
- **Master Cooperative Agreement**
 - **Formalizes roles and responsibilities**
 - **MCA for Pasadena to Azusa and Azusa to Montclair segments signed March 2010**

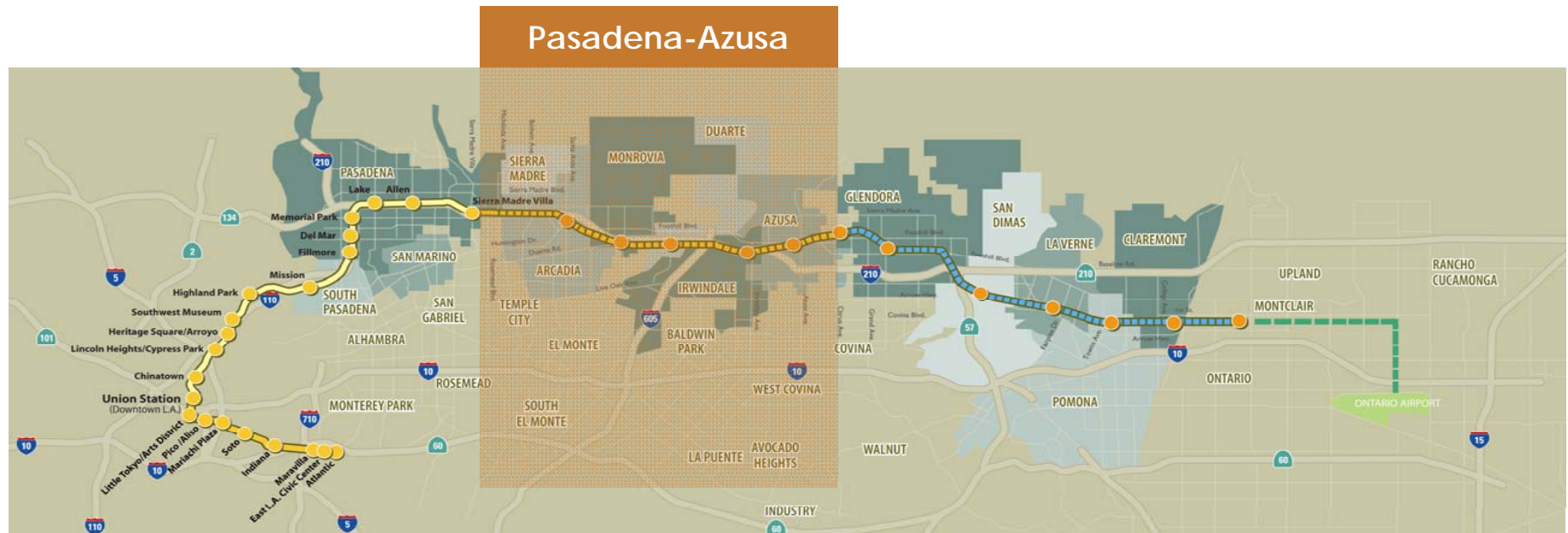


Planning/Construction Phases




- Los Angeles to Pasadena Extension - Opened 2003
 - 13.7 Miles, 3 Cities, 13 Stations
- Pasadena to Azusa Extension - Underway
 - 11.5 Miles, 5 Cities, 6 Stations/Construction Completion Anticipated 2015
- Azusa to Montclair Extension - Proposed
 - 12.6 Miles, 6 Stations/Estimated Funding Needed is \$550 Million
- Ontario Airport Extension - Proposed
 - Approximately 8 Miles/Unfunded

Status: Pasadena to Azusa



- Fully funded by Measure R
- Construction to be completed 2015
- Two of three design-build contracts awarded:
 - I-210 Bridge D-B Contract: Skanska USA - \$18.6 million
 - Alignment D-B Contract: Kiewit Parsons Joint Venture - \$486 million
 - Parking facilities design-build procurement to begin 2012

Pasadena to Azusa Alignment



Track



Crossings




Stations



M&O Facility

Adding Six Stations in Five Cities

Construction Completion - 2015



Arcadia



Monrovia



Duarte



Irwindale



Azusa-Alameda



Azusa-Citrus




Maintenance and Operations



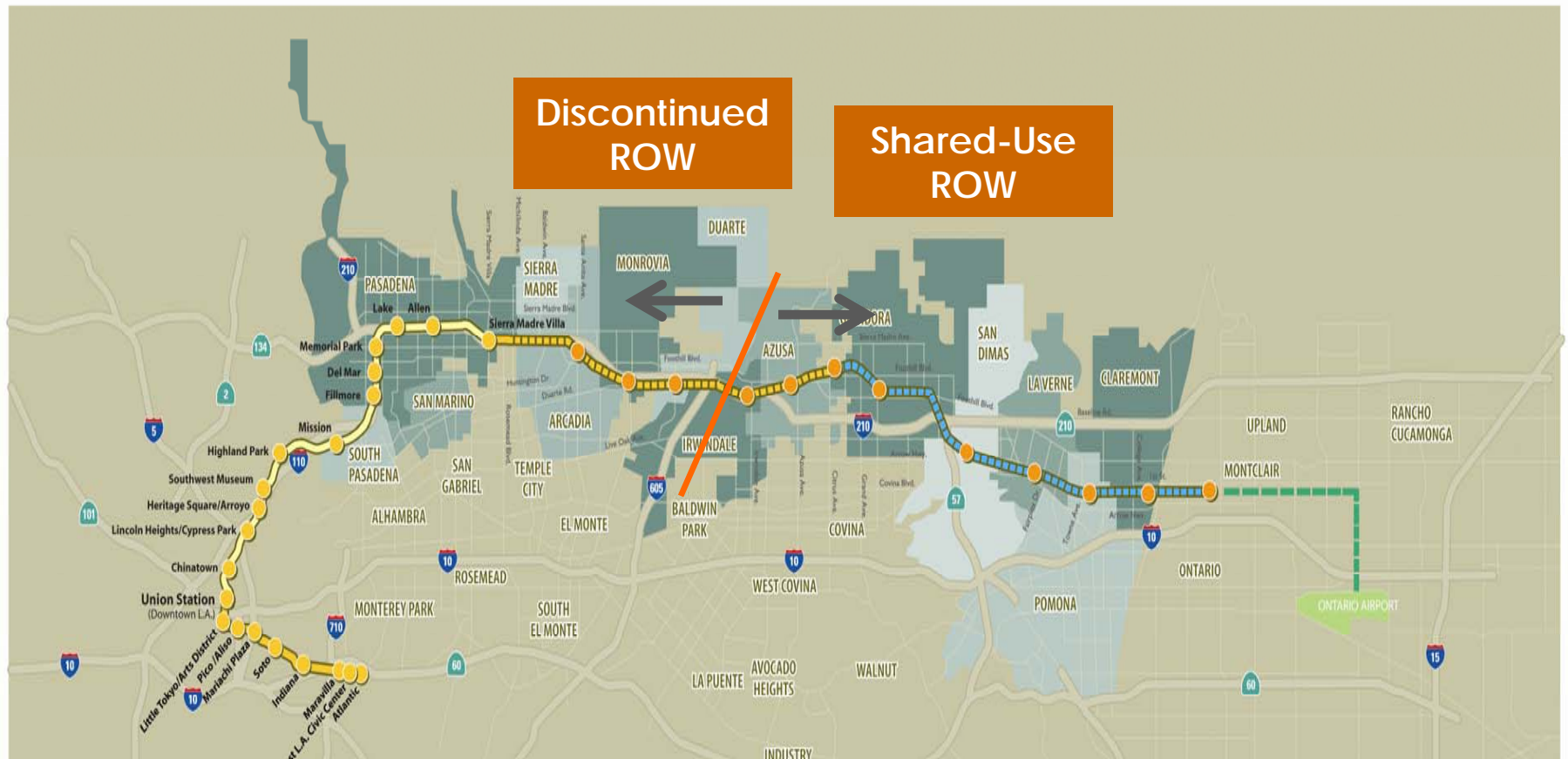
- New 25-acre facility – to be located in Monrovia
- Provide adequate capacity for Gold Line and other regional light rail lines
- Environmentally cleared / PSA awaiting City approval

Structures Overview

- Pasadena to Azusa has 17 crossings that require 22 structures
 - Some crossings use one structure and some use two structures for east and west bound tracks
- Of these 22 structures
 - Nine will be new
 - Nine will be modifications of existing structures
 - Four will be total replacements



Shared Corridor – Future Condition



- Agreement signed btwn. Metro & BNSF - April 2011
- Discontinue freight service west of San Gabriel River
- Shared use corridor east of San Gabriel River (separate tracks)

Critical Path Schedule

Activity	Projected Completion Date
Amend Funding Agreement	✓
Issue Interim NTP to DB2 Contractor	November 2011 ✓
M&O Property Acquisition (50%)	April 2012
Issue NTP to DB2 Contractor	April 2012
Legal Challenge of SEIR	✓
SG River Bridge/USACE Permits	November 2011 3 Permits approved; 1 permit pending; FONSI signed
Grade Crossing Approvals	December 2011 35 of 37 approved (all applications submitted)

GOLD LINE

IMAGINE THE CONNECTIONS



I-210 Gold Line Bridge

FOOTHILL EXTENSION

METRO GOLD LINE FOOTHILL EXTENSION CONSTRUCTION AUTHORITY

I-210 Gold Line Bridge



- 12-month construction – July 2011 through July 2012
- Final design approved – November 2011
- Design-builder: Skanska USA

I-210 Gold Line Bridge

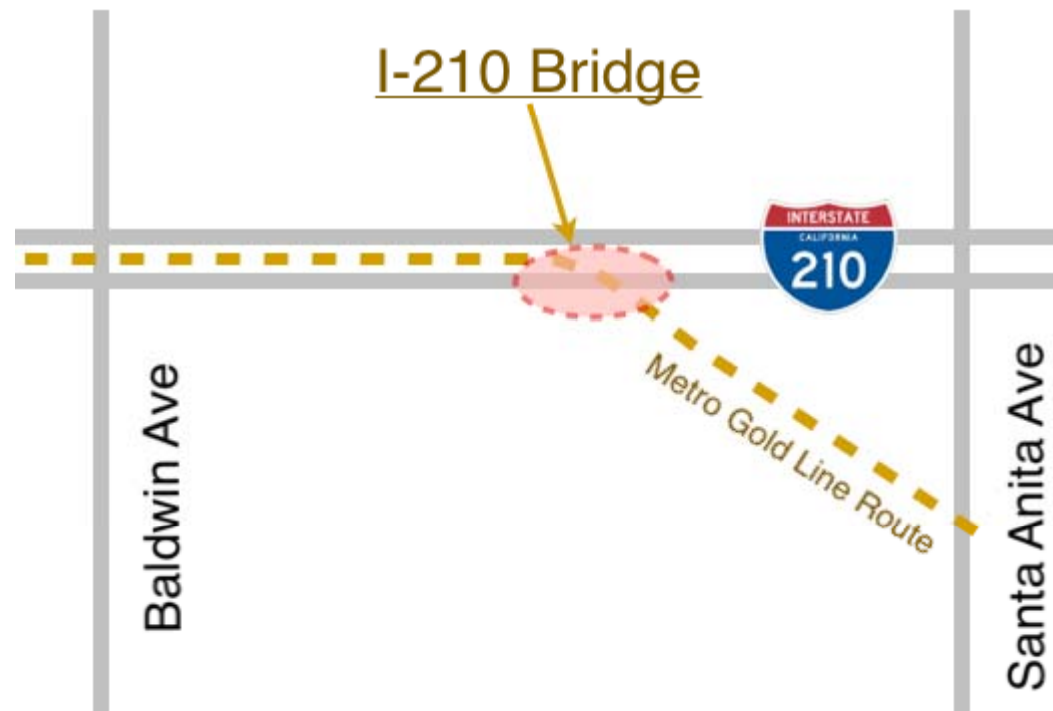


- Design-Build project delivery 700 Calendar Days
 - Turnover to Alignment DB – Late 2012
 - Completed Work:
 - Site Prep (clear shoulder and median, retaining wall, etc.)
 - Deep foundations – July – October 2011 (complete)
 - Upcoming work (Nov – Dec): form iconic columns (above foundations), abutments, finalize design for falsework construction

Progress: March – November 2011



Construction Closures



- Affects Eastbound I-210 Freeway only
- On-ramp closures: Rosemead Blvd., Michillinda Blvd., Baldwin Ave.
- Full eastbound lane closures: Baldwin Avenue to Santa Anita Avenue

GOLD LINE

IMAGINE THE CONNECTIONS



**Creating Jobs/Economic
Stimulus**

FOOTHILL EXTENSION

METRO GOLD LINE FOOTHILL EXTENSION CONSTRUCTION AUTHORITY

Economic Impact

Initial
Spending
\$490 million

Employment
6,900 jobs



Earnings
\$308 million

Output
\$930 million

Tax Revenue
\$39 million



Industry Sector Impacts

Industry Sector	Output (\$ million)	Jobs	Earnings (\$ million)
Construction	\$ 321.9	2,630	\$ 126.4
Manufacturing	124.6	420	22.0
Wholesale trade	33.9	170	10.8
Retail trade	51.6	690	16.9
Transportation and warehousing	23.7	160	7.7
Information	23.1	90	5.6
Finance and insurance	49.2	190	13.2
Real estate	66.1	140	4.4
Professional, scientific and technical services	85.7	730	39.8
Administrative and waste management	28.0	360	12.5
Education services	6.4	100	2.9
Health care and social assistance	35.5	370	17.2
Arts, entertainment and recreation	6.2	100	2.5
Accommodations and food services	19.8	400	7.6
<i>All others</i>			
Total *	\$ 930	6,900	\$ 308

* May not sum due to rounding

Source: LAEDC

2008 dollars



Long Term Impact

- Azusa to Montclair extension will create additional construction impacts
- Upon project completion, the fully operational Metro Gold Line Foothill Extension will likely lead to further development and economic activity for many years
- Efficient transit and appropriate zoning has served as a catalyst for investment and long term economic development around stations in other cities



GOLD LINE

IMAGINE THE CONNECTIONS



www.foothillextension.org

FOOTHILL EXTENSION

METRO GOLD LINE FOOTHILL EXTENSION CONSTRUCTION AUTHORITY